


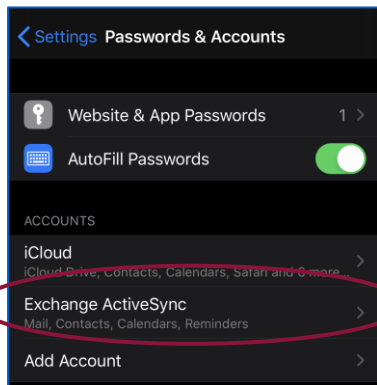
Enable Camera use on Smart Phones

Enable camera functionality on Smart Phone for video conferencing, Skype etc.

Quick Reference Guide

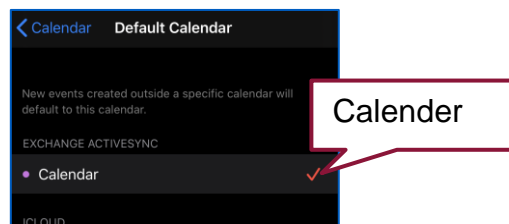
Check Exchange Settings


- Tap on  to open settings.
- Tap on **Passwords & Accounts**.
→ Click on **Exchange ActiveSync**.

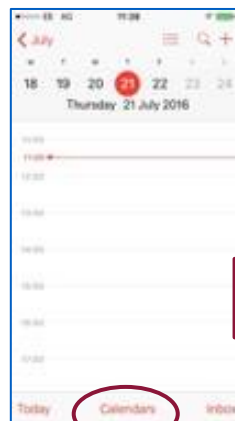


- Tap on **Account** → Re-enter **password** → Tap on **Done**.
- Tap **Accounts – Settings**.
- Tap on **Calendar and Contacts**, make sure the default account is **Exchange Active Sync**.
- Enter your **Exchange / Outlook** password when prompted.

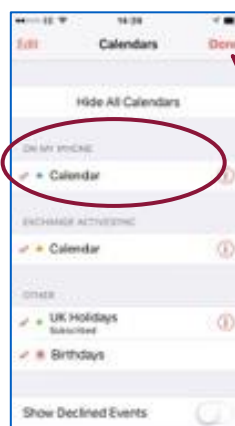
- Check Exchange ActiveSync is your Default Calendar → Press the **Home** button



Tap on the Calendar icon  to Open Calendar



Tap on **Calendar**.



Un-Select '**On my Device**' & Tap on **Done**.

To book training or speak to a trainer, please get in touch via:

t 0151 317 8408

e training@imerseyside.nhs.uk