

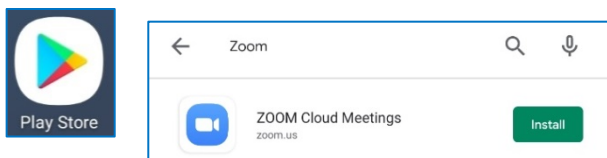
Join a Zoom Meeting on Android Devices

Using Zoom allows for meetings to be held on Android devices and therefore does not require access to a desktop PC or laptop.

Quick Reference Guide

Join a Zoom Meeting

- Open the [Play Store](#)
- Search for [Zoom](#) and click [Install](#)

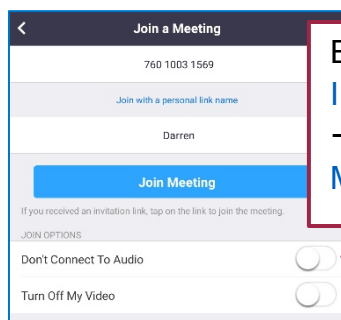


Zoom only needs to be installed once and can be used multiple times

- Once installed, Click [Open](#)

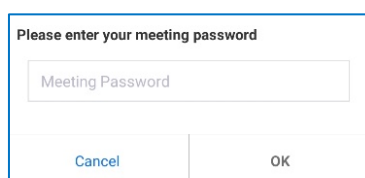


Click [Join a Meeting](#)



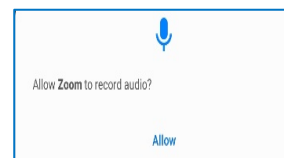
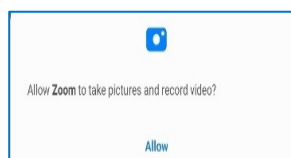
Enter the [Meeting ID & User's Name](#) → select [Join Meeting](#)

- Enter the [Meeting Password](#) → [OK](#)




Meeting details can be found in the Outlook Invite

- Agree to the [Privacy notice](#)
- Allow Zoom to use the [microphone and camera](#)



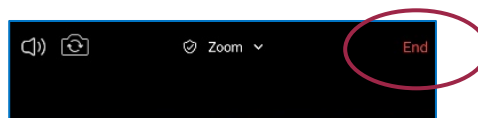
The meeting will begin.

- Use the [meeting controls](#) to:
 - Mute and unmute the microphone
 - Start and stop video sharing
 - Share a photo, document, URL, bookmark, screen, whiteboard
 - View participants
 - Open and view Chat



[Meeting Controls](#)

- To leave the meeting, click [End](#).



To book training or speak to a trainer, please get in touch via:
t 0151 317 8408 e training@imerseyside.nhs.uk