

Outlook App for iOS


Install the Outlook App to access work emails from an iOS device.

Quick Reference Guide

Install Outlook App for iOS

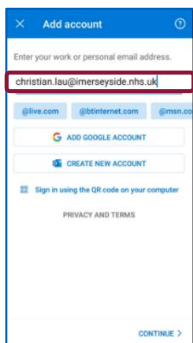
Open the mobile device [App Store](#) → search for Outlook [App for iOS](#).

Once loaded.



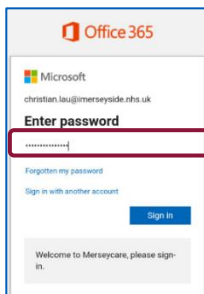
Click [Get Started](#)

- Enter [work email address](#).



Click [Continue](#)

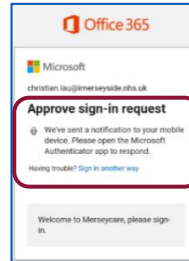
- Enter [Windows Password](#).



Click [Sign In](#)

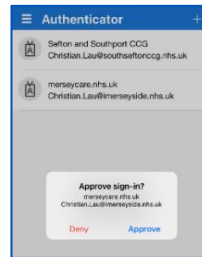
Device Approval

If users have the [Microsoft Authenticator App \(MFA\)](#), open the prompt to approve.



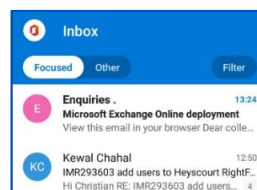
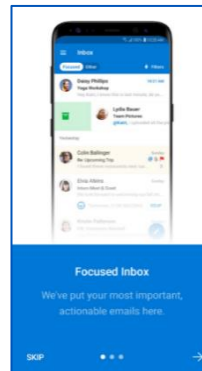
A [notification](#) will be sent to the [mobile device](#)

- Approve from the [MFA](#).



Click [Approve](#). In some cases a [six digit code](#) will be required

Once downloaded, select [Outlook App](#) to open.



[Inbox View](#)

To book training or speak to a trainer, please get in touch via:
training@imerseyside.nhs.uk